

88442 Multi-Conductor - Audio, Control and Instrumentation Cable



Description:

22 AWG stranded (7x30) tinned copper conductors, plenum, FEP insulation, twisted pairs, FEP jacket.

Physical Characteristics (Overall)

Conductor

AWG:

# Pairs	AWG	Stranding	Conductor Material
1	22	7x30	TC - Tinned Copper

Insulation

Insulation Material:

Insulation Material	Wall Thickness (in.)
FEP - Fluorinated Ethylene Propylene	.006

Outer Shield

Outer Shield Material:

Outer Shield Material
Unshielded

Outer Jacket

Outer Jacket Material:

Outer Jacket Material	Nom. Wall Thickness (in.)
FEP - Fluorinated Ethylene Propylene	.012

Overall Cabling

Overall Nominal Diameter: 0.102 in.

Pair

Pair Color Code Chart:

Number	Color
1	Black & Red

Mechanical Characteristics (Overall)

Operating Temperature Range: -70°C To +200°C

Bulk Cable Weight: 8.100 lbs/1000 ft.

Max. Recommended Pulling Tension: 15 lbs.

Applicable Specifications and Agency Compliance (Overall)

Applicable Standards & Environmental Programs

NEC/(UL) Specification: CMP

CEC/C(UL) Specification: CMP

EU CE Mark: Yes

EU Directive 2000/53/EC (ELV): Yes

EU Directive 2002/95/EC (RoHS): Yes

EU RoHS Compliance Date (mm/dd/yyyy): 04/01/2005

EU Directive 2002/96/EC (WEEE): Yes

88442 Multi-Conductor - Audio, Control and Instrumentation Cable

EU Directive 2003/11/EC (BFR): Yes

CA Prop 65 (CJ for Wire & Cable): Yes

MII Order #39 (China RoHS): Yes

Flame Test

UL Flame Test: NFPA 262

C(UL) Flame Test: FT6

Suitability

Suitability - Outdoor: Yes

Suitability - Burial: Yes

Plenum/Non-Plenum

Plenum (Y/N): Yes

Non-Plenum Number: 8442

Electrical Characteristics (Overall)

Nom. Characteristic Impedance:

Impedance (Ohm)

90

Nom. Inductance:

Inductance (µH/ft)

.15

Nom. Capacitance Conductor to Conductor:

Capacitance (pF/ft)

17

Nom. Conductor DC Resistance:

DCR @ 20°C (Ohm/1000 ft)

15

Nominal Conductor Loop Resistance:

Resistance @ 20°C (Ohm/1000 ft)

30

Max. Operating Voltage - UL:

Voltage

300 V RMS

Max. Recommended Current:

Current

3.3 Amps per conductor @ 25°C (10°C rise in temp)

Put Ups and Colors:

Item #	Putup	Ship Weight	Color	Notes	Item Desc
88442 002100	100 FT	2.300 LB	RED		2#22 FEP FEP
88442 0021000	1,000 FT	8.000 LB	RED	C	2#22 FEP FEP
88442 002500	500 FT	5.500 LB	RED	C	2#22 FEP FEP

Notes:


C = CRATE REEL PUT-UP.



Unshielded

Audio, Control and Instrumentation Cables Plenum-Rated and Non-Plenum



Description	Part No.	UL NEC/ C(UL) CEC Type	No. of Cond.	Color Code	Standard Lengths		Standard Unit Weight		Insulation Thickness		Jacket Thickness		Nominal OD	
					Ft.	m	Lbs.	kg	Inch	mm	Inch	mm	Inch	mm

22 AWG Stranded (7x30) Tinned Copper Conductors • Conductors Cabled *(continued)*

PVC Insulation • Chrome PVC Jacket														
UL AWM Style 2576 (150V 80°C) 	8457	NEC:	12	See Chart 1 (Tech Info Section)	100	30.5	5.6	2.5	.010	.25	.032	.81	.272	6.91
		CMG:			U-500	U-152.4	25.5	11.6						
		CEC:			500	152.4	26.0	11.8						
		CMG FT4			U-1000	U-304.8	50.0	22.7						
					1000	304.8	52.0	23.6						
	8458	NEC:	15	See Chart 2R (Tech Info Section)	100	30.5	7.3	3.3	.010	.25	.040	1.02	.315	8.00
		CMG:			500	152.4	35.5	16.1						
		CEC:			1000	304.8	72.0	32.7						
		CMG FT4												
	9431	NEC:	20	See Chart 2R (Tech Info Section)	100	30.5	9.1	4.1	.010	.25	.040	1.02	.345	8.76
		CMG:			500	152.4	48.5	22.0						
		CEC:			1000	304.8	87.0	39.5						
		CMG FT4												
	8459	NEC:	25	See Chart 2R (Tech Info Section)	100	30.5	11.1	5.0	.010	.25	.040	1.02	.387	9.83
		CMG:			500	152.4	55.0	25.0						
		CEC:			1000	304.8	109.0	49.5						
		CMG FT4												
	9432	NEC:	30	See Chart 2R (Tech Info Section)	100	30.5	12.5	5.7	.010	.25	.040	1.02	.400	10.16
		CMG:			500	152.4	62.5	28.4						
		CEC:			1000	304.8	124.0	56.3						
		CMG FT4												
	9433	NEC:	40	See Chart 2R (Tech Info Section)	100	30.5	16.6	7.5	.010	.25	.040	1.02	.455	11.56
		CMG:			500	152.4	83.0	37.7						
		CEC:			1000	304.8	161.0	73.1						
		CMG FT4												
	9434	NEC:	50	See Chart 2R (Tech Info Section)	500	152.4	100.5	45.7	.010	.25	.045	1.14	.500	12.70
		CMG:			1000	304.8	206.0	93.5						
		CEC:												
		CMG FT4												

Plenum • FEP Insulation • Red FEP Jacket														
300V RMS, Non-conduit 	88442*	NEC:	2	Black, Red	100	30.5	2.3	1.0	.006	.15	.012	.30	.102	2.59
		CMP:			500 [†]	152.4	5.5	2.5						
		CEC:			1000 [†]	304.8	8.0	3.7						
		CMP FT6												
300V RMS, Non-conduit 	88444	NEC:	4	Black, White, Red, Green	100	30.5	2.9	1.3	.006	.15	.010	.25	.121	3.07
		CMP:			500 [†]	152.4	9.0	4.1						
		CEC:			1000 [†]	304.8	15.0	6.8						
		CMP FT6												

Suitable for Outdoor and Direct Burial applications.

Plenum • FEP Insulation • Natural Flamarrest® Jacket														
300V RMS, Non-conduit 	82442*	NEC:	2	Black, Red	U-1000 [†]	U-304.8	9.0	4.1	.006	.15	.015	.38	.113	2.87
		CMP:			1000 [†]	304.8	8.0	3.7						
		CEC:												
		CMP FT6												
300V RMS, Non-conduit 	82444	NEC:	4	Black, White, Red, Green	U-500 [†]	U-152.4	9.0	4.1	.006	.15	.015	.38	.134	3.40
		CMP:			U-1000 [†]	U-304.8	16.0	7.3						
		CEC:			1000 [†]	304.8	15.0	6.8						
		CMP FT6												

* Twisted Pair

[†]Spools and/or UnReel® cartons are one piece, but length may vary ±10% for spools and ±5% for UnReel from length shown.